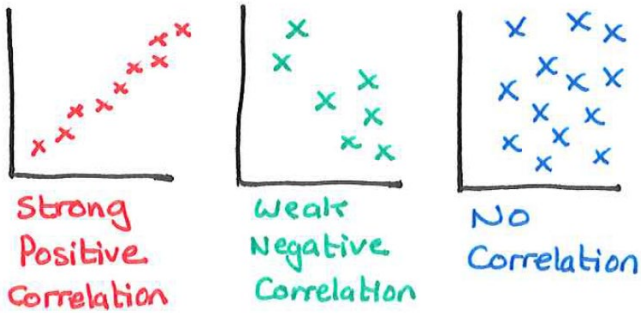


Correlation



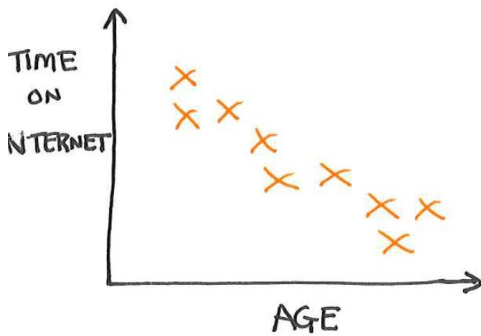
Describe Correlation

Positive Correlation + Strength

Negative Correlation + Strength

No correlation

Describe Relationship

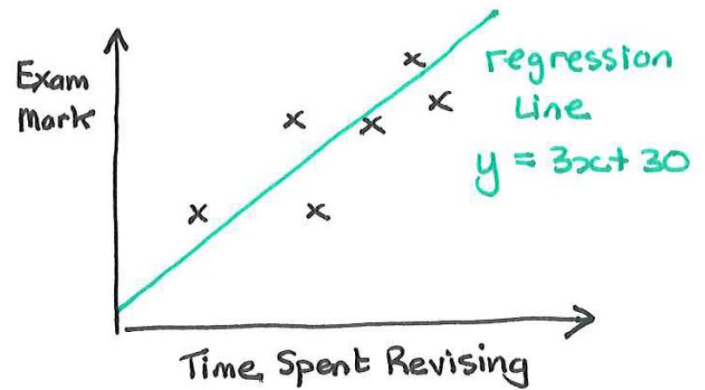


Correlation : Weak Negative Correlation

Describe Relationship : As you get older you use the internet less.

Regression Line

A regression line is a line of best fit (calculated).



Gradient : 3 marks for every hour of revision

Y Intercept : 30 marks would be obtained with no revision

Interpolation and Extrapolation

Interpolation - estimating values inside the data range.

Extrapolating - estimating values outside the data range.

